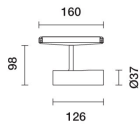


Last information update: May 2025

Product configuration: RE33.04

RE33.04: Robin spotlight Ø37 for Superrail 48V track - Bluetooth - Black

**Product code**RE33.04: Robin spotlight Ø37 for Superrail 48V track - Bluetooth - Black **Attention! Code no longer in production****Technical description**

Miniaturised adjustable spotlight with adapter for installation on 48V low voltage track. Made of die-cast aluminium with passive dissipation system. The adapter made of a thermoplastic material includes the DC/DC driver circuit and Bluetooth protocol. The swivel joints allow the spotlight to be rotated by 360° and tilted by 160° with the option of installing the spotlight on a 48V track in both an "up" and "down" position. The set back position of the optic unit guarantees a high level of visual comfort. A high definition thermoplastic lens with the option of using additional accessories to create other light effects. A rapid tool-free system for connecting the adapter electrically and mechanically to the track. The 48V track coupling device is fitted with a mechanical anti-fall safety double block. Luminaire with Bluetooth Low Energy technology (WiSilica). Frequency 2.4 GHz BLE. The luminaire can be controlled with the Quick BLE system and Smart Light Control app that enable on-off, dimming and scene recall functions. The app is available on the Apple Store and Google Play Store. It can be integrated in the system's "Mesh" network that allows multiple luminaires to be controlled. OTA (over the air) update via app. Integrated Beacon that can be activated via Smart Light Control (Eddystone, iBeacon, Alt Beacon) that enables functions including push notification and indoor navigation-wayfinding.

Installation

An adapter is used to fix the device mechanically and tool-free to the 48V track. Max luminaire-luminaire distance (*): 8 m; max smartphone-luminaire distance (*): 20 m.

Colour
Black (04)

Weight (Kg)
0.25

Wiring

Direct connection on 48V track. Track power supply unit to be ordered separately. Luminaire can be controlled with Bluetooth technology (WiSilica)

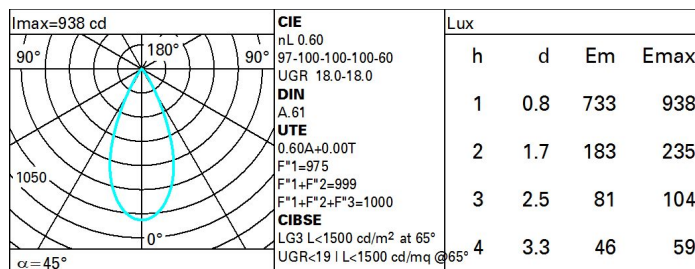
Notes

(*) The maximum distance for Bluetooth installations is affected by physical obstacles, like walls, metal panels and the layout of the system. We suggest that a test is conducted at the installation site.

Complies with EN60598-1 and pertinent regulations

**Technical data**

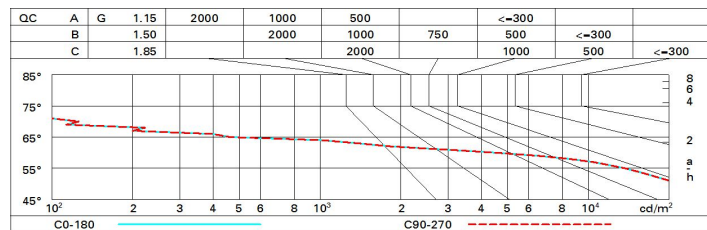
Im system:	516	MacAdam Step:	2
W system:	11.5	Life Time LED 1:	> 50,000h - L90 - B10 (Ta 25°C)
Im source:	860	Voltage [Vin]:	48
W source:	9.6	Lamp code:	LED
Luminous efficiency (Im/W, real value):	44.9	Number of lamps for optical assembly:	1
Im in emergency mode:	-	ZVEI Code:	LED
Total light flux at or above an angle of 90° [Lm]:	0	Number of optical assemblies:	1
Light Output Ratio (L.O.R.) [%]:	60	Power factor:	See installation instructions
Beam angle [°]:	45°	Minimum dimming %:	1
CRI (minimum):	90	Control:	Bluetooth WiSilica
Colour temperature [K]:	2700		

Polar

Utilisation factors

R	77	75	73	71	55	53	33	00	DRR
K0.8	54	51	49	47	50	48	48	46	77
1.0	56	53	51	50	53	51	51	49	81
1.5	59	57	55	54	56	55	54	53	88
2.0	61	59	58	57	59	58	57	55	92
2.5	62	61	60	59	60	59	59	57	95
3.0	63	62	61	61	61	61	60	58	97
4.0	64	63	63	62	62	62	61	59	99
5.0	64	64	63	63	63	62	61	60	100

Luminance curve limit



UGR diagram

Corrected UGR values (at 800 lm bare lamp luminous flux)											
Reflect.: ceiling/cav walls work pl. Room dim x y		0.70	0.70	0.50	0.50	0.30	0.70	0.70	0.50	0.50	0.30
		0.50	0.30	0.50	0.30	0.30	0.50	0.30	0.50	0.30	0.30
		0.20	0.20	0.20	0.20	0.20	0.20	0.20	0.20	0.20	0.20
		viewed crosswise					viewed endwise				
2H	2H	18.6	19.2	18.8	19.4	19.7	18.6	19.2	18.8	19.4	19.7
	3H	18.4	19.0	18.7	19.3	19.5	18.4	19.0	18.7	19.3	19.6
	4H	18.3	18.9	18.7	19.2	19.5	18.4	18.9	18.7	19.2	19.5
	6H	18.3	18.8	18.6	19.1	19.4	18.3	18.8	18.6	19.1	19.4
	8H	18.2	18.7	18.6	19.0	19.4	18.2	18.7	18.6	19.0	19.4
	12H	18.2	18.6	18.6	19.0	19.3	18.2	18.7	18.6	19.0	19.3
4H	2H	18.4	18.9	18.7	19.2	19.5	18.3	18.9	18.7	19.2	19.5
	3H	18.2	18.7	18.6	19.0	19.3	18.2	18.7	18.6	19.0	19.3
	4H	18.1	18.5	18.5	18.9	19.3	18.1	18.5	18.5	18.9	19.3
	6H	18.0	18.4	18.5	18.8	19.2	18.0	18.4	18.5	18.8	19.2
	8H	18.0	18.3	18.4	18.7	19.1	18.0	18.3	18.4	18.7	19.1
	12H	17.9	18.2	18.4	18.6	19.1	17.9	18.2	18.4	18.6	19.1
8H	4H	18.0	18.3	18.4	18.7	19.1	18.0	18.3	18.4	18.7	19.1
	6H	17.9	18.1	18.4	18.6	19.1	17.9	18.1	18.4	18.6	19.1
	8H	17.8	18.1	18.3	18.5	19.0	17.8	18.1	18.3	18.5	19.0
	12H	17.8	18.0	18.3	18.5	19.0	17.8	18.0	18.3	18.5	19.0
12H	4H	17.9	18.2	18.4	18.6	19.1	17.9	18.2	18.4	18.6	19.1
	6H	17.8	18.1	18.3	18.5	19.0	17.8	18.1	18.3	18.5	19.0
	8H	17.8	18.0	18.3	18.5	19.0	17.8	18.0	18.3	18.5	19.0
Variations with the observer position at spacing:											
S =	1.0H	5.2 / -8.8					5.2 / -8.8				
	1.5H	8.0 / -22.1					8.0 / -22.1				
	2.0H	10.0 / -34.7					10.0 / -34.7				